

How To Connect on Windows 10 PC

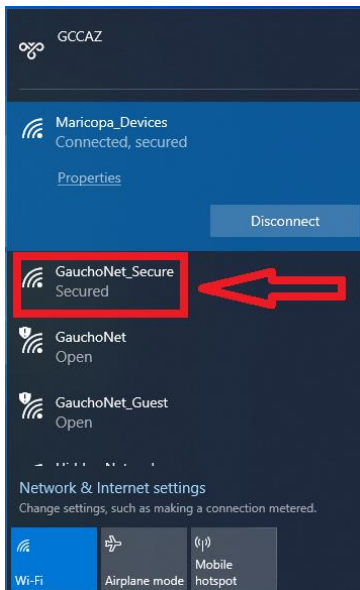
Open your wireless connections via the taskbar icon.

1



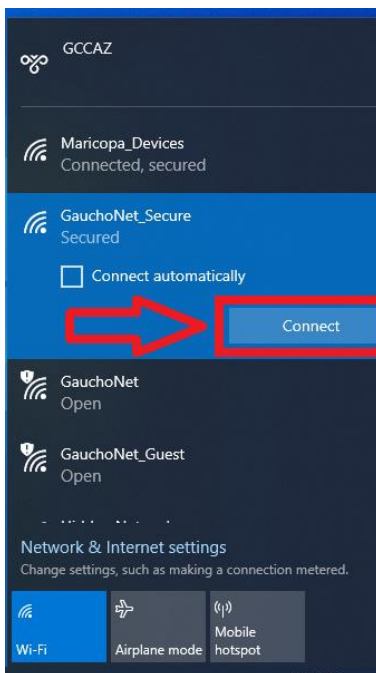
Select "GauchoNet_Secure."

2



Select "Connect."

3

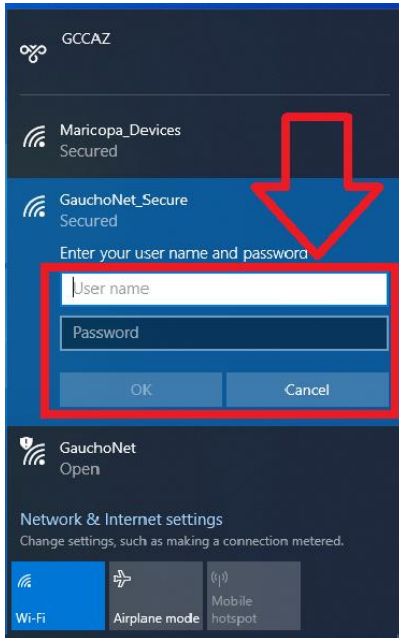


You may select "Connect automatically" if you want to reconnect automatically when the network is in reach

Put information into the following fields:

1	Enter username: yourmeid@mcccd.org
2	Enter password: your MEID password
3	Select "OK"

4



5 You should now be connected to GauchoNet_Secure.