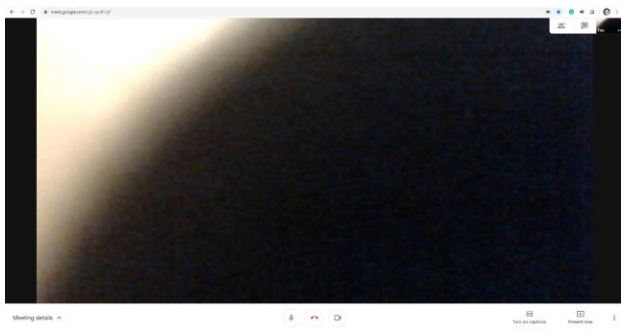
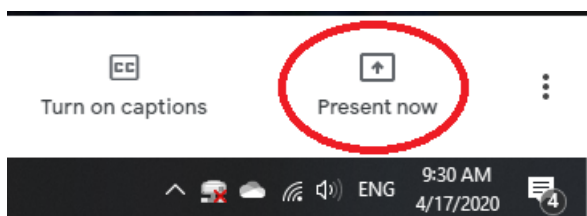


How to Present/Share Screen in Google Meet

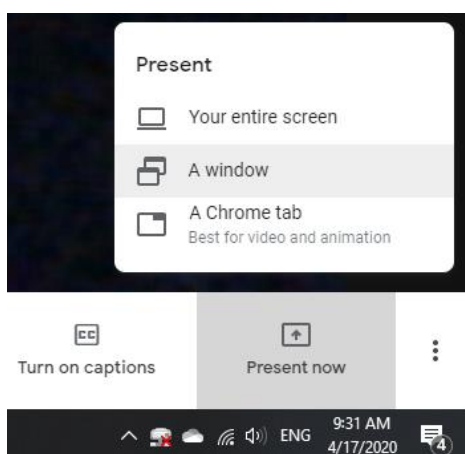
- Join a video meeting.



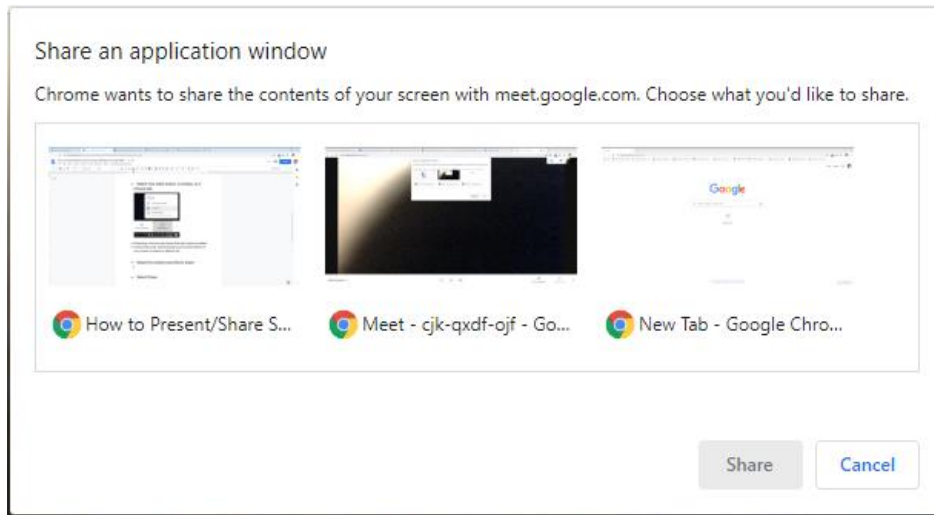
- In the bottom-right corner, select **Present now**.



- Select Your entire screen, A window, or A Chrome tab. For this time, we choose **A Window**.



➤ Select the content you'd like to share.



➤ Select [Share](#).

- ❖ If someone is presenting, confirm that you want to present instead.
- ❖ If your camera is turned on, participants continue to see your video while you're presenting.

➤ Stop presenting

- ❖ In the Meet window, click [Stop Presenting](#).
- ❖ In the bottom-right corner, you can also click [You are presenting](#)
>> [Stop presenting](#).